

SP OUT

SUPERIAL OUT



A three-chamber window system with thermal insulation designed for tilt-out and turn-out windows.

SP OUT

System Superial OUT is designed for tilt out and turn out windows.

The system Superial OUT features a faced internal surface of the frame and the sash.

The system Superial OUT is fully compatible with the window system Superial (they share system elements: connectors, gaskets, glazing strips).

Turn-out windows can be fitted with two types of hinges: rotating hinges or scissor hinges; window hardware used allows tilting the top or the bottom of the window outwards; option of a turn-out window with the stop limit.

Turn-out windows can be fitted with two types of hinges: rotating hinges or scissor hinges.

An available option of integrating windows with walls by using a reversing profile.

Maximum dimensions and weights of structures in Superial OUT system:

- *tilt-out windows* - minimum width and height of sash 500 mm, maximum width and height of sash 2000 mm, maximum weight of sash 100 kg for tilt-out windows
- *turn-out windows* - minimum width and height of sash 500 mm, maximum width of sash 1500 mm, height of sash 3000 mm, maximum weight of sash 120 kg for turn-out windows

The system SP OUT is available in the variant with improved thermal insulation power:

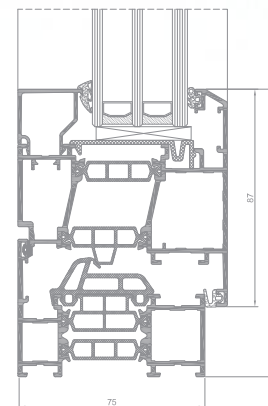
- *SP OUT i* with additional thermal insulation, at the profile-glass interface
- *SP OUT i+* with additional thermal insulation between thermal spacers

This system is very popular in Nordic countries and on The British Isles. Perfectly matching old and stylized manor houses, wood cabins or simple Scandinavian type houses. Shutters are often used with such windows.

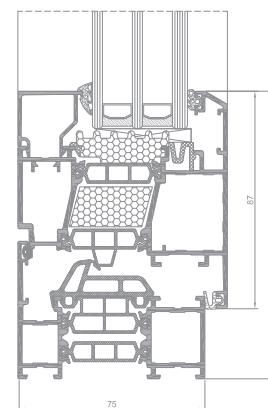
There is possibility of use Flyscreen system (Flyscreen – fly screens are a practical and an extremely functional protection against insects).

The option of bending profiles (detailed specification of profiles and detailed technical parameters of profile bending process are available in the customer area of the website www.aliplast.pl).

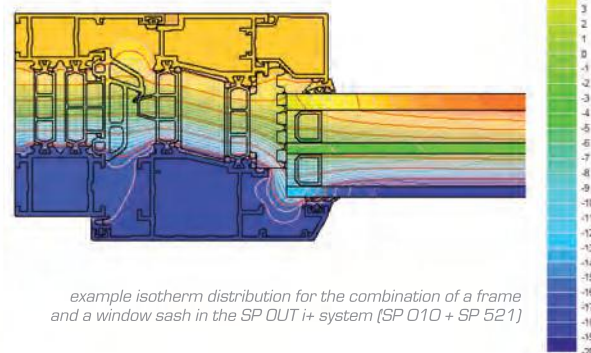
A wide range of colours available - RAL palette, structural colours, Aliplast Wood Colour Effect, bi-colour.



SP OUT window section



SP OUT i+ window section



example isotherm distribution for the combination of a frame and a window sash in the SP OUT i+ system (SP O10 + SP 521)

TECHNICAL SPECIFICATION

SYSTEM	MATERIAL	DEPTH OF FRAME	DEPTH OF LEAF	GLAZING RANGE	TYPE OF WINDOWS	TYPE OF DOORS
SP OUT	aluminium / polyamid	75 mm	84 mm	max 61 mm	outward	_____
SP OUT i+	aluminium / polyamid	75 mm	84 mm	max 61 mm	outward	_____

PERFORMANCE

SYSTEM	THERMAL INSULATION U_f *	AIR PERMEABILITY	WINDLOAD RESISTANCE	WATERTIGHTNESS
SP OUT	U_f from 1,65 W/m^2K	Class 4; EN 12207	Class C5/B5; EN 12210	Class E900; EN 12208
SP OUT i+	U_f from 1,41 W/m^2K	Class 4; EN 12207	Class C5/B5; EN 12210	Class E900; EN 12208

* Thermal insulation is dependent on a combination of profiles and thickness of the filling.